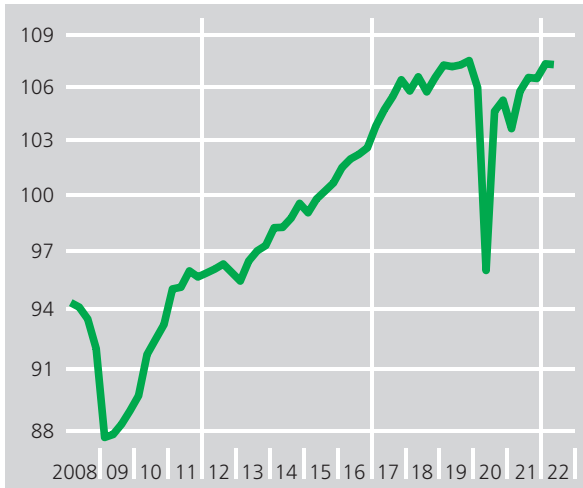


## The German economy at a glance

Selected indicators

### Gross domestic product

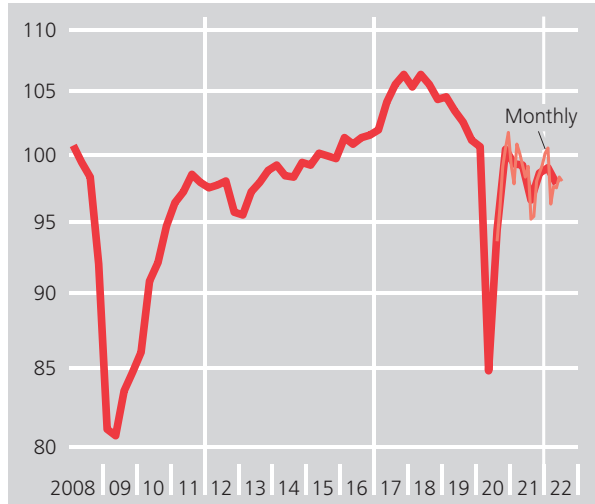
2015 = 100, price adjusted and seasonally adjusted, quarterly data, log scale



Source of the unadjusted figures: Federal Statistical Office.  
Deutsche Bundesbank 29 Jul 2022

### Output in the production sector

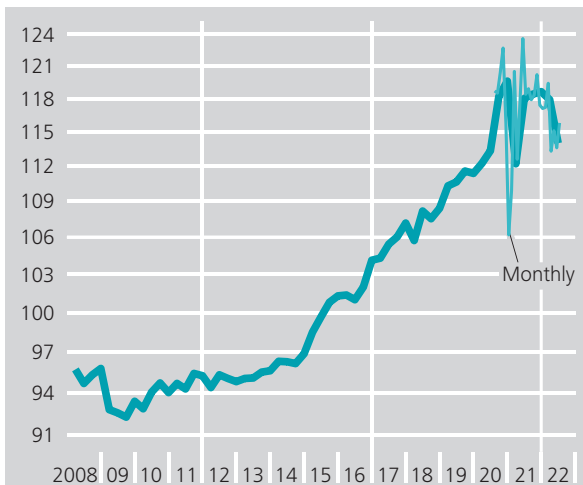
2015 = 100, seasonally adjusted, quarterly data, log scale



Source of the unadjusted figures: Federal Statistical Office.  
Deutsche Bundesbank 7 Sep 2022

### Retail turnover

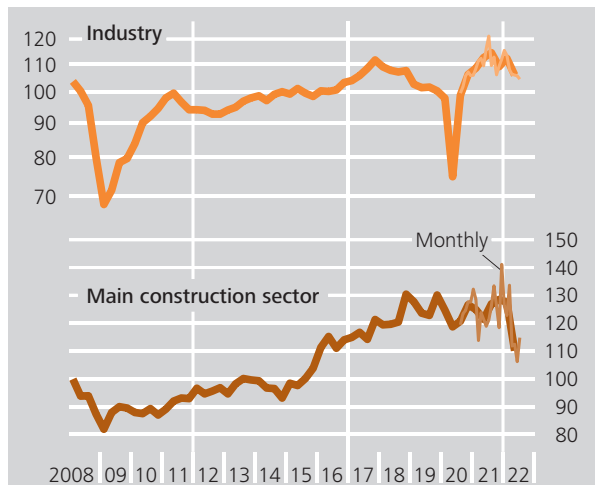
2015 = 100, in constant prices, seasonally adjusted, quarterly data, log scale



Source of the unadjusted figures: Federal Statistical Office.  
Deutsche Bundesbank 12 Sep 2022

### Orders received

2015 = 100, price adjusted and seasonally adjusted, quarterly data, log scale



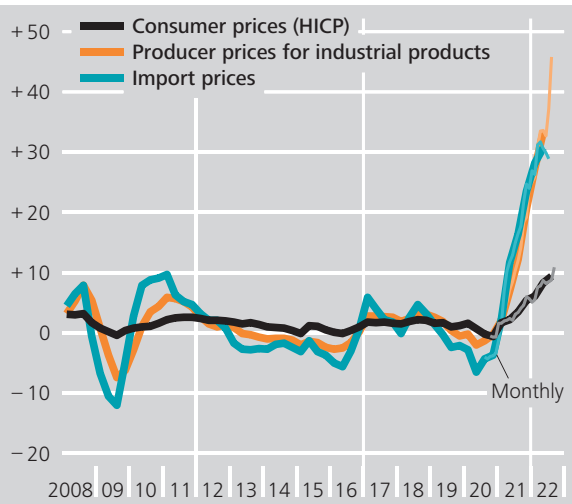
Source of the unadjusted figures: Federal Statistical Office.  
Deutsche Bundesbank 23 Sep 2022

## The German economy at a glance

Selected indicators

### Prices

Year-on-year percentage change, quarterly data



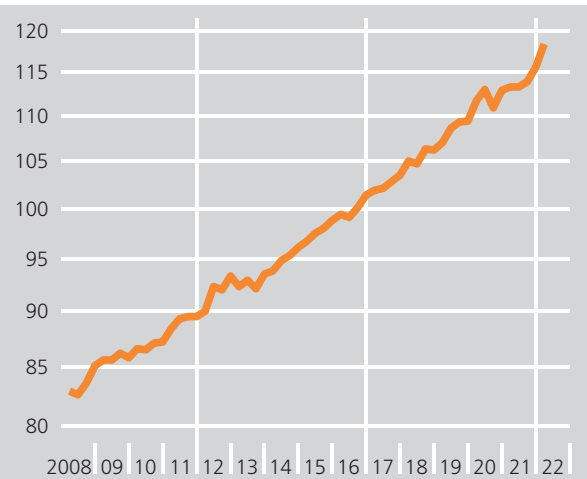
Source: Federal Statistical Office.

Deutsche Bundesbank

29 Sep 2022

### Labour cost\*

2016 = 100, seasonally adjusted, quarterly data, log scale



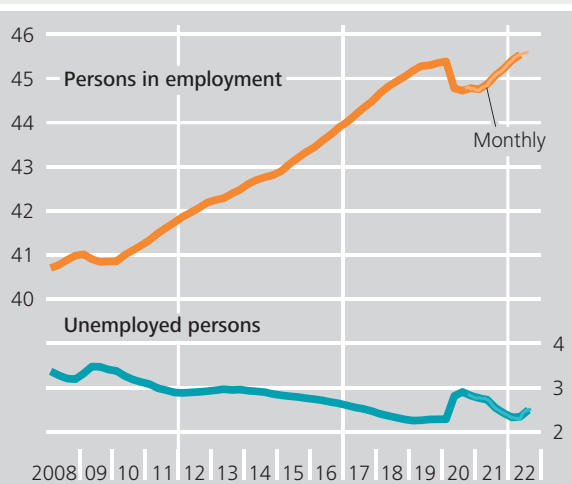
Source of the unadjusted figures: Federal Statistical Office.  
 \* Per hour worked.

Deutsche Bundesbank

8 Sep 2022

### Labour market

Millions, calendar and seasonally adjusted, quarterly data



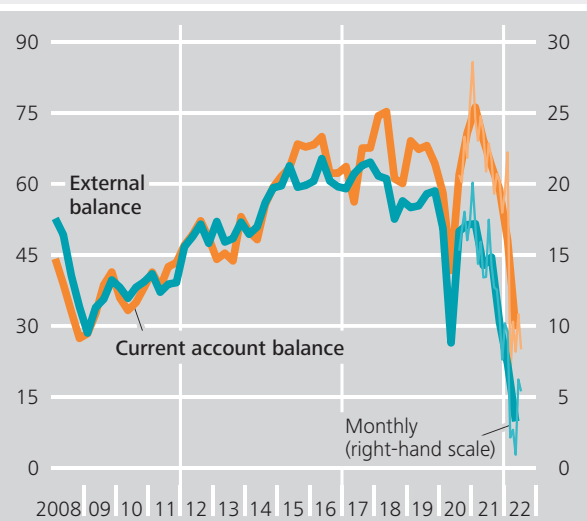
Sources of the unadjusted figures: Federal Statistical Office and Federal Employment Agency.

Deutsche Bundesbank

30 Sep 2022

### German external sector

€ billion, seasonally adjusted, quarterly data



Deutsche Bundesbank

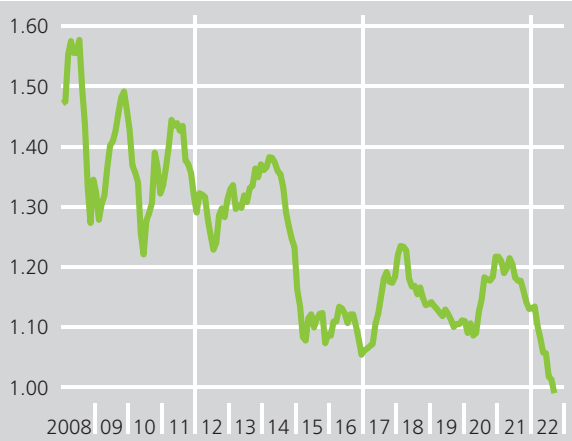
5 Okt 2022

## The German economy at a glance

Selected indicators

### Euro foreign exchange reference rate of US dollar\*

1€ = US\$..., monthly averages



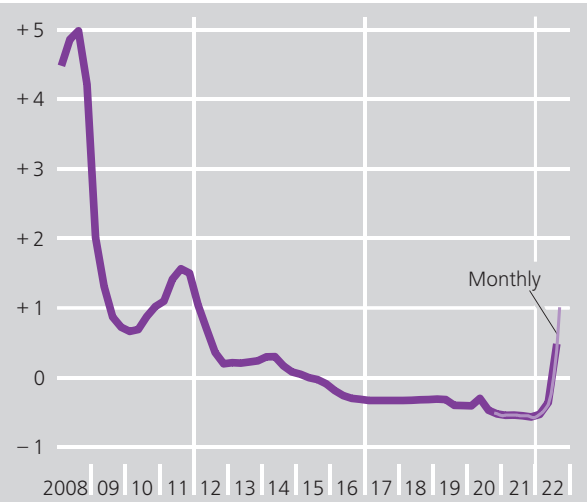
\* Bundesbank calculation of averages based on the ECB's daily euro foreign exchange reference rates.

Deutsche Bundesbank

5 Okt 2022

### Three-month Euribor

%, quarterly averages



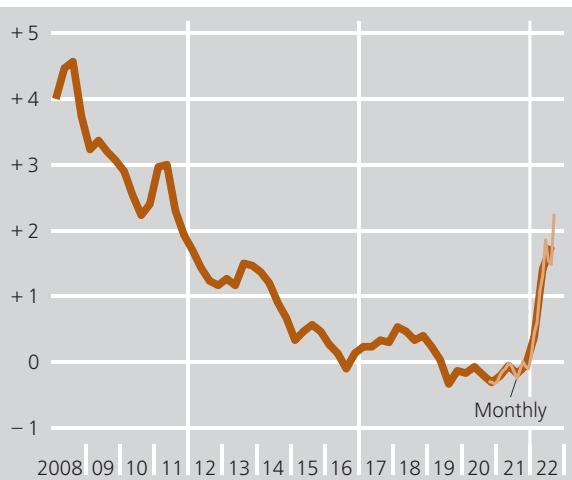
Source: Reuters.

Deutsche Bundesbank

5 Okt 2022

### Yield on outstanding fixed-income securities

%, quarterly averages

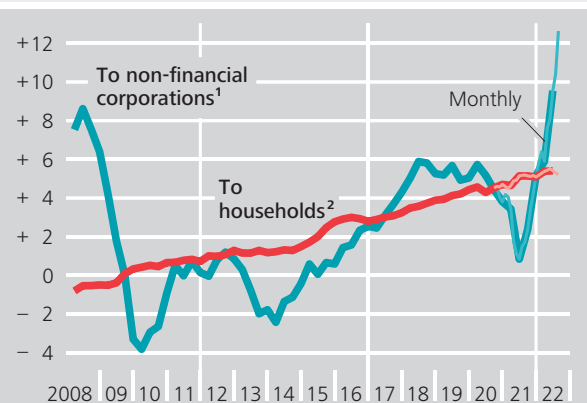


Deutsche Bundesbank

5 Okt 2022

### Loans to the domestic non-financial private sector\*

Percentage annual growth rate, end-of-quarter data, seasonally adjusted



\* Statistical changes eliminated; adjusted for loan sales and securitisation. **1** Non-financial corporations resident in Germany. **2** Including non-profit organisations serving households.

Deutsche Bundesbank

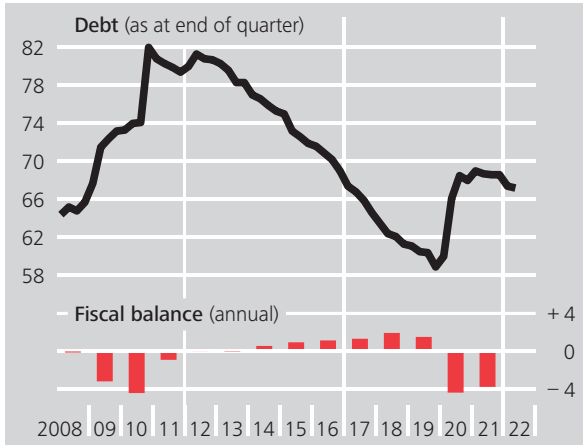
27 Sep 2022

## The German economy at a glance

Selected indicators

### General government: debt and fiscal balance\*

As a percentage of GDP



Sources: Federal Statistical Office and Bundesbank calculations.

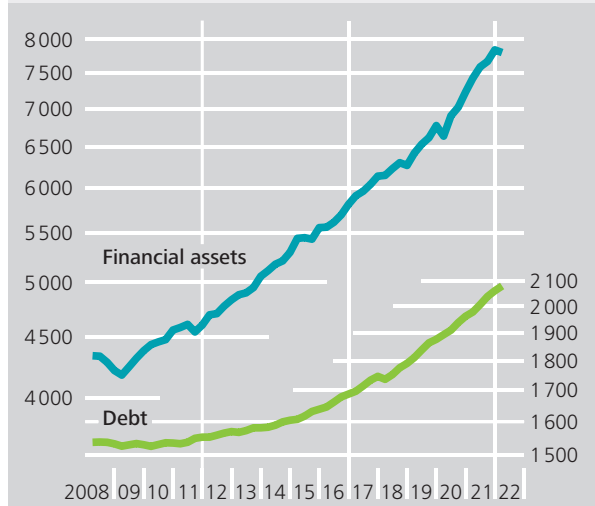
\* As defined in the Maastricht Treaty.

Deutsche Bundesbank

30 Sep 2022

### Households' financial assets and debt\*

€ billion, end-of-quarter data, log scale



\* Including non-profit organisations serving households.

Deutsche Bundesbank

5 Okt 2022